joinery machines

me *range*

edge banders for the advanced joinery



REV. N. 04 - 09.2023 - MIC STUDIO

SCM GROUP SPA
via Casale 450 - 47826 Villa Verucchio, Rimini - Italy
tel. +39 0541 674111 - fax +39 0541 674274
scm@scmgroup.com
www.scmwood.com

00L0590748C

woodworking technology

All “Made in SCM Italy”

From casting iron to finished product.

Come see our production plants and touch the quality of SCM machines;
you will be our guest.

scm woodworking technology

Edge banders for the advanced joinery.

SCM’s objective is to guarantee customers high quality technologies which meet their requirements in such a way as to make SCM the partner for any needs.

me *range*

Flexibility in edge banding.

automatic edge banders

me 40
page 4

me 35
page 5

me 28t
page 6

me 25
page 6

me 22
page 7

me 20
page 7

manual edge bander and trimming machine

e 20
page 22

t 20
page 26

The motors powers in this catalogue are expressed in S6, except where otherwise specified.
In this catalogue, machines are shown in CE configuration and with options.
We reserve the right to modify technical specifications without prior notice, provided that such modifications do not affect safety as per CE norms.

automatic edge banders
me 40
me 35

		me 40	me 35
Thickness of rolled edges	mm	0,4 ÷ 3	0,4 ÷ 3
Max. thickness of edges in strips	mm	5	5 (me 35 - me 35t) not valid for me 35tr
Min. ÷ max. panel height	mm	8 ÷ 50	8 ÷ 50
Min. panels length/width with rolled edges	mm	190 / 110	190 / 110 (me 35 - me 35t) 120 / 110 (me 35tr)
Feed speed	m/min	9	7

Find the complete technical specification at page 20

Pre-milling Unit
perfect joint line

Interchangeable Glue Pot
also for PU gluing

Rounding Unit
technologically advanced solutions

Machining Units with Automatic On/Off System
high performance

Multi-radius Tool
great accuracy

"eye-S" Compact Console
ease-of-use

Automatic edge banders with possibility of edging solid wood strips up to 5 mm thickness, features that make them the perfect machines for small woodworking furniture and panel processing companies.

automatic edge banders
me 28t
me 25
me 22
me 20

		me 28t	me 25	me 22	me 20
Thickness of rolled edges	mm	0,4 ÷ 3	0,4 ÷ 3	0,4 ÷ 2	0,4 ÷ 2
Max. thickness of edges in strips *(* End-Cutting unit exlcluded)*	mm	5	5	5*	5*
Min. ÷ max. panel height	mm	12 ÷ 50	12 ÷ 50	12 ÷ 50	12 ÷ 50
Min. panels length/width with rolled edges	mm	190 / 110	190 / 65	190 / 65	180 / 65
Feed speed	m/min	7	7	7	6

Find the complete technical specification at page 20

Gluing Unit
high efficiency

"Radius" End-Cutter
brillant idea

Trimming Unit
excellent finishing

Finishing Units
superior quality

PLC Control Panel
simple to use

Automatic edge bander with glue pot to edge band, with great flexibility, with melamine edges, PVC and ABS up to 3 mm and wooden strips up to 5 mm.

automatic edge banders electronic controls

edge banding technology… at your fingertips

"eye-S" Compact Console.
me 40/me 35
Optimal managing of the machine thanks to the new 10" touch screen control panel with ***Maestro*** *active edge*, operator interface, where all of the machine functions are graphically shown. Three working modes are available: manual, program and job order.

Immediate and intuitive panel programming thanks to the adaptive 3D design of the processing with real time preview.

No possibility of error with the machining guidance system that suggests the correct machine set up to the operator.

Maestro active edge

Maestro active is the new operator interface software which has been unified across all SCM technologies. A single operator can easily and confidently run multiple machines due to controller and interface consistency: regardless the machine, Maestro active maintains the same *look&feel*, with many identical icons and navigation buttons, thus ensuring the same approach to interaction.

EASE OF USE

The new interface has been specifically designed and optimized for immediate use via touch screen. Graphics have been redesigned for simple and comfortable navigation, with tablet-like icons on touch screen controller.

"ZERO" ERRORS

Improved productivity thanks to guided procedures that reduce the possibility of error from the operator's side.

PLC Control Panel.
me 28t/me 25/me 22/me 20
Simple and intuitive, it enables an easy selection of all the main functions and guides the operator during maintenance, cleaning and diagnostic operations.

automatic edge banders operating groups

me28t


me 40tr/me 40t/me 35tr/me 35t

me 28t/me 25/me 22

me 40/me 35

perfect edge joint line

Pre-Milling Unit.
me 40tr/me 40t/me 35tr/me 35t/me 28t
Panel edge surface without any imperfections before the gluing operation.
It utilizes 2 tools (1 tool for me 28t) with opposing rotation and timed intervention that, through the removal operation, corrects any panel imperfections caused by the saw cutting process and panel storage. The independent exhaust system and the air blowing device removes dust and chips from the panel.
- Diamond cutters available as standard feature



designed for a perfect finish

Panel Feed Speed
By Track (me 40/me 35).
High productivity by the track feed speed. The encoder for feeding panel control (me 40) ensures the total working cycle control.
By Conveyor (me 28t/ me 25/ me 22/me 20).
The very best finishing of the panel edge is also guaranteed by the panel conveyor (exclusive solution), which prevents the panel having the feed affected by the typical pulses generated by the pinion of a traditional feed track and ensures a smooth and linear panel movement.

ideal edge application

Gluing Unit.
The glue is heated rapidly and evenly by the resistances. The **automatic lowering of the glue temperature** after a temporary halt in production when using the machine avoids burning of the glue. An **innovative system of self-lubrication of the glue pot**, enables a more extensive use of the edge banding machine without the necessity of lubrication. Two rollers press the edge banding evenly and efficiently on to the panel edge. The glue spreading roller with electrical resistance inside provides a uniform glue spread and always at the maximum working temperature even on panels at the maximum working height.
Glue pot rapid unlocking and PU glue pot are available as an option (me 40/me 35).

always accurate when cutting

End-Cutting Unit.
me 40/me 35: the unit is equipped with a blade and a high frequency motor to provide the **best finishing quality** of the machined edge. Furthermore, the absence of belts or other driving systems prevents any vibration assuring **the best results at all times**. (A)
me 28t/me 25: best accuracy offered by the unit, with a cutter and an independent asynchronous motor. (B)
me 22/me 20: the efficient cutter ensures cutting always accurate. The reference is taken directly on the panel itself; consequently it doesn't require any adjustment. (C)

A

B

C

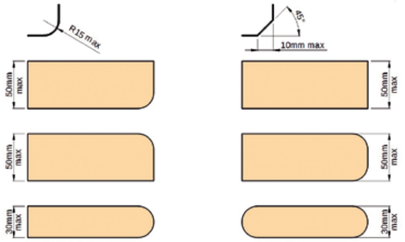

technologically advanced solutions

Rounding Unit.
me 40tr/me 35tr
It carries out the rounding of thin and thick edges up to 3 mm, for the best panel finish quality.

automatic edge banders operating groups

me 28t

me 40t/me 35t

brillant idea

End-Cutting Unit with "Radius".
me 40t/me 35t/me 28t
The unit (optional for me 28t) allows to make a radius on the corners of the edged panel without the need for the operator to have to finish by hand at a later stage: brillant idea to a finished product of high quality.

quality finishing and versatility

Trimming Unit.
me 40/me 35: very high edge quality finishing with **the rotating copiers.** **The high frequency motors** generate high cutter rotating speed, reducing to a minimum any marks left from trimming and guaranteeing the absence of vibrations. (A)
me 28t/me 25 ed me 22/me 20: the unit functions with slide copying to align perfectly to the work piece. (B)
The cutters are designed for straight or radius trimming of any type of edge, whether it is thick or thin, made of PVC, ABS, melamine, laminate or wood. The edge thickness is easily set by means of two numerical readouts.


A

B

High performance and rapid setting according to the working program, thanks to the new automatic system with pneumatic on/off for the trimming unit (me 40/me 35), controlled by the machine NC. *(option)*

Flexibility and accuracy to perform a radius on the edge with the multi-radius tool, available for the trimming unit (me 40/me 35): possibility of machining different edge thicknesses with automatic set up controlled by the machine NC (it is however foreseen a manual adjustment of the trimming unit for machining thin edges and with thickness included between the cutter radii). *(option)*



automatic edge banders optional operating groups



high finish quality

Panel Heating Devices.
me 40/me 35/me 28t
They considerably improve the gluing quality by heating the panel before the glue application.
The IR lamp is ideal for those who work in cold environments (me 40/me 35).



perfect radius on pvc/abs edges

Edge Scraping Unit.
me 40/me 35/me 28t/me 25/me 22
High finishing quality of plastic material edges thanks to the radius knives that ensure the complete elimination of any marks left from the trimming unit tools, all equipped with a **front and vertical disc copiers (me 40/me 35)**, and a user-friendly device for exclusion of the unit when it is not in use.
The **numerical indicator for the horizontal adjustment (me 40/me 35)** enables a quick positioning of the unit during the processing of edges with different thicknesses.



ease-of-use

Automatic Loading for Edges in Strips.
me 40/me 35/me 28t/me 25
The solid wood strips are automatically loaded and synchronized with the introduction of the panels into the machine.

maximum efficiency

Glue Pot for PUR Glue
with Rapid Purging System.
me 40/me 35
It is ideal to work with polyurethane glue or when using glues of different colors.
The **rapid purging system** highly increases the machine productivity, reducing downtimes for cleaning and glue replacement operations.



As an alternative, the edge scraping unit is also available with the new automatic system with pneumatic on/off (me 40/me 35), controlled by the machine NC.

Flexibility and accuracy to perform a radius on the edge with the multi-radius tool, available for the edge scraping unit (me 40/me 35): possibility of machining different edge thicknesses with automatic set up controlled by the machine NC (it is however foreseen a manual adjustment of the edge scraping unit for machining edges with thickness included between the cutter radii).



automatic edge banders optional operating groups

optimal edge cleaning

Glue Scraping Unit.
me 40/me 35/me 28t/me 25/me 22
It eliminates any excess glue on the panel/edge joint. The **rotating copying device (me 40/me 35)** allows to perform even the most delicate panels.


me 28t/me 25/me 22

me 40/me 35

reliable technology

Nesting Copying Devices.
me 40/me 35
The nesting copying devices, for the trimming unit and the edge scraping unit, enable to machine without any problem panels coming from "nesting" production cycle (with seats for hinges executed before the edge banding phase).

optimal finishing

Brushing Unit.
me 40/me 35/me 28t/me 25
With tilted, vertically adjustable motors to optimize the cleaning/polishing action on the panel edge.





As an alternative, the glue scraping unit is also available with the new automatic system with pneumatic on/off (me 40/me 35), controlled by the machine NC.

innovation at everybody's reach

Grooving Unit.
me 40/me 35
The optional unit is able to perform a slot on the panel directly on the edging process, **without having to sacrifice the finishing and cleaning units.**

automatic edge banders main optional devices

maximum practicality

"easy store" Edges Storage.
me 40/me 35
New edges storage equipped with:
- n.7 extractable shelves
- lower wheels for easy handling
- a coil-holder plate with height adjustment is placed in the upper side (max. coil diameter to be loaded = 730 mm) which allows the coil-holder to be perfectly integrated with the machine
  It replace the standard coil-holder plate installed on the machine

"easy store" Edges Storage with Heating Function.
me 40/me 35
New edges storage equipped with:
- n.7 extractable shelves
- closing doors
- lower wheels for easy handling
- a coil-holder plate with height adjustment is placed in the upper side (max. coil diameter to be loaded = 730 mm) which allows the coil-holder to be perfectly integrated with the machine
  It replace the standard coil-holder plate installed on the machine
- heating system able to maintain a fixed temperature between 25÷30 °C and then prepare the edge for a better gluing

perfect finish quality

Spray-mist Device and Anti-adhesive Unit for Edge Finishing.
The units improve the panel cleaning and polishing.

Spray-mist Device for Delicate Edges.
me 40
It facilitates the processing of panels with delicate edges or with protective films, to avoid any damage caused by contact with the copying devices and to prevent the protective foil detachment.

ergonomic

Lighting of the Machine Interior.
me 40/me 35
The **high efficiency LED lamp** improves the view of the operating units inside the machine without needing to open its door.
This device is particularly useful for a safe observation of the machine during the processing.

automatic edge banders technical data

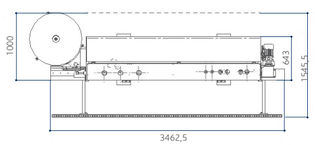

me 40

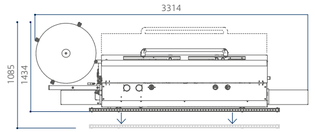

me 35

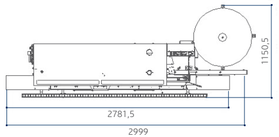

me28t

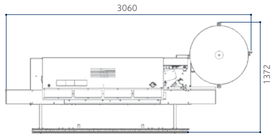

me 25
me 22

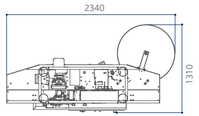

me 20

TECHNICAL DATA		me 40	me 35	me 28t	me 25	me 22	me 20
Worktable dimensions	mm	3465 x 710	3000 x 525	2800 x 570	2600 x 530	2600 x 530	1950 x 180
Worktable height	mm	875	904	904	904	904	904
Thickness of rolled edges	mm	0,4 ÷ 3	0,4 ÷ 3	0,4 ÷ 3	0,4 ÷ 3	0,4 ÷ 2	0,4 ÷ 2
Thickness of edges in strips *(*not valid for me 35tr)*	mm	5	5*	5	5	5	5
Min. ÷ max. panel height	mm	8 ÷ 50	8 ÷ 50	12 ÷ 50	12 ÷ 50	12 ÷ 50	12 ÷ 50
Min. panels length / width with rolled edges	mm	190 / 110	190 / 110	190 / 110	190 / 65	190 / 65	180 / 65
Min. panel length cut only on the front	mm	120	120	120	120	120	120
Feed speed	m/min	9	7	7	7	7	6
Feeder motor power (S1)	kW	0,55	0,55	0,55	0,55	0,55	0,25
Pneumatic operating pressure	bar	6,5	6,5	6,5	6,5	6,5	6,5
Working temperature	°C	20 ÷ 190	20 ÷ 190	20 ÷ 190	20 ÷ 190	20 ÷ 190	20 ÷ 190
pre-milling unit (me 40tr/me 40t/me 35tr/me 35t/me 28t)							
Motor power (S1)	kW	2,2	2,2	2,2	-	-	-
Cutters rotating speed	rpm	7.200	7.200	7.200	-	-	-
Diamonds cutters (standard)		N.2 Ø 80 mm H=56 Z2	N.2 Ø 80 mm H=56 Z2	N.1 Ø 80 mm H=56 Z2	-	-	-
Stock removals	mm	0 ÷ 2	0,5 / 1 / 1,5 / 2	0,5 / 1 / 1,5 / 2	-	-	-
gluing unit							
Motor power (S1)	kW	0,18	0,18	0,18	0,18	0,18	0,18
Glue capacity	kg	~ 0,8	~ 0,8	~ 0,8	~ 0,8	~ 0,8	~ 0,8
end-cutting unit							
Motor power *(*high frequency motor)*	kW	0,19*	0,19*	0,37	0,37	-	-
End-cutting blade		Ø 125 mm Z20	Ø 125 mm Z20	Ø 90 mm Z20	Ø 90 mm Z20	knives	knives
Blade rotating speed	rpm	12.000	12.000	12.000	12.000	-	-
rounding unit							
Motor power (S1)	kW	0,35	0,35	-	-	-	-
Cutter		Ø 58 mm Z4	Ø 58 mm Z4	-	-	-	-
Cutter rotating speed	rpm	12.000	12.000	-	-	-	-
trimming unit							
Upper and lower motor power *(*high frequency motors)*	kW	2 x 0,35*	2 x 0,35*	0,75	0,75	0,55	0,55
Diamond cutters		Ø 55,3 mm Z3	Ø 55,3 mm Z3	Ø 75 mm Z4	Ø 75 mm Z4	Ø 75 mm Z4	Ø 75 mm Z4
Cutters rotating speed	rpm	12.000	12.000	9.000	12.000	12.000	12.000
additional technical features							
Exhaust outlets pre-milling unit, number / diameter	n./mm	60	2 / 80	80	-	-	-
Exhaust outlet gluing unit, diameter	mm	80	60	60	60	60	60
Exhaust outlets trimming unit, number / diameter	n./mm	60	2 / 60	-	-	-	-
Exhaust outlet on base structure, diameter	mm	-	-	120	120	120	120

EQUIPMENT AND OPTIONAL DEVICES	me 40	me 35	me 28t	me 25	me 22	me 20
Electronic Control with "eye-S" Compact Console	S	S	-	-	-	-
PLC Control Panel	-	-	S	S	S	S
Anti-adhesive Unit	O	O	-	-	-	-
Pre-Milling Unit	S[3-4]	S[3-4]	S	-	-	-
Panel Heating System	O	O	O	-	-	-
IR Lamp	O	O	-	-	-	-
Automatic Loading for Edges in Strips	S	S	S	S	S	S
Automatic Loading for Edges in Strips with Storage	O	O	O	O	-	-
Gluing Unit	S	S	S	S	S	S
Glue Pot for PUR Glue with Rapid Purging System	O	O	-	-	-	-
End-Cutting Unit with Shear Device	-	-	-	-	S	S
End-Cutting Unit with Blade	S	S	S	S	-	-
Spray-mist Device for Delicate Edges	O	-	-	-	-	-
End-Cutting Unit with "Radius"	S[3]	S[3-*]	O	-	-	-
Rounding Unit	S[4]	S[4-*]	O	-	-	-
Trimming Unit	S	S	S	S	S	S
Trimming Unit with On/Off System	O	O	-	-	-	-
Trimming Unit with On/Off System and Automatic Set Up of the Multi-radius Tool	O	O	-	-	-	-
Nesting Copying Device for Trimming Unit	O	O	-	-	-	-
Edge Scraping Unit	O	O	S	S	O	-
Edge Scraping Unit with On/Off System	O	O	-	-	-	-
Edge Scraping with On/Off System and Automatic Set Up of the Multi-radius Tool	O	O	-	-	-	-
Nesting Copying Device for Edge Scraping Unit	O	O	-	-	-	-
Spray-mist Device for Edge Finishing	O	-	-	-	-	-
Glue Scraping Unit	O	O	S[1]	S[1]	O	-
Glue Scraping Unit with On/Off System	O	O	-	-	-	-
Brushing Unit	O	O	S[2]	S[2]	O	-
Grooving Unit	O	O	-	-	-	-
"easy store" Edges Storage	O	O	-	-	-	-
"easy store" Edges Storage with Heating Function	O	O	-	-	-	-
Lighting of the Machine Interior	O	O	-	-	-	-

S Standard
O Option

[1] RC version
[2] SP version
[3] T version
[4] TR version
* instead of the standard End-Cutting Unit

manual edge bander for straight and shaped panels e 20

Designed to be an economic, reliable and practical machine for the edge banding of straight and shaped panels.

		e 20
Min. ÷ max. edge thickness	mm	0,4 ÷ 3
Min. ÷ max. edge height	mm	10 ÷ 84
Rolled edges height with shear device, 0,4 ÷ 1,5 mm / 0,4 ÷ 2,5 mm / 0,4 ÷ 3 mm thickness	mm	80 / 40 / 45
Min. panels length / width	mm	290 / 50
Min. internal radius (concave), 0,4 mm thickness	mm	25
Min. external radius (convex), 0,4 mm thickness	mm	5
Feed speeds	m/min	3 - 4 - 5 - 6 - 7 - 8
Installed motor power	kva	6,9
Coil-holder plate diameter	mm	520
Worktable height	mm	850
Machine length / width (weight)	mm (kg)	1010 / 810 (250)

e 20 electronic controls

performance just like a "bigger" edge bander

The **4,3" touch screen electronic control** allows the management of the following functions:

- feed speed adjustment of the edge from 3 to 8 m/min.
- rapid glue heating system
- stand-by timed function
- manual working mode: the operator decides when starting the edge feeding (1st pedal pressure) and the edge cutting (2nd pedal pressure)

Programmed working mode.

- the operator enters the pre-set length of the edge, by pressing the pedal he starts the edge feeding and, at the desired length, the machine cuts the edge
- automatic calculation of the perimeter for common geometries as circle, ellipse, regular polygons, etc.

The electronic control enables the panel perimeter measuring for continuous complex geometries by sliding the panel on the powered roller.

e 20 operating groups



excellent finishing

The machine is equipped with a **powered pressure roller** to facilitate the panel feeding during the machining.
The **3-roller outfeed fence (option)** improves the edge gluing quality on large dimensioned straight panels.

no surface damage to the work piece during machining

Easy machining with the special **anti-scratch** phenolic multilayer **worktable** with modular holes complete with panel supports.

gluing the most critical edges without compromise

The teflon-coated hot melt glue pot, positioned underneath the worktable, with continuous glue circulation avoids burning of the glue.
It is possible to adjust the quantity of the glue to be applied on the edge.

e 20 optional operating groups

maximum practicality

The **infeed fence** is extremely helpful in the processing of large dimensioned linear panels.

versatility

The mobile front extension makes easy the handling of large dimensioned pieces on the worktable.



best accuracy

The tilting worktable adjustable from 0 to 45° allows the simple edge banding of panels with sides not in square with reference to the support table.

manual trimming machine for straight and shaped panels t 20

Designed with exclusive solutions, this trimming machine has a set up facility without comparison. It can correctly process circular or rectangular shaped panels (the latter with edges only on two parallel sides)*.

		t 20
Max. edge thickness	mm	4
Min. ÷ max. panel thickness	mm	14 ÷ 80
Min. panels length / width	mm	200 / 50
Min. internal radius, 0,4 mm thickness	mm	25
Min. external radius (convex), 0,4 mm thickness	mm	5
Min. / max. diameter of circular panels	mm	300 / 1200
Installed motor power	kW	1,5
Exhaust outlets, number / diameter	n./mm	2 / 80
Worktable height	mm	860
Machine length / width (weight)	mm (kg)	1000 / 900 (200)

** For all other shapes it is advisable to carry out empty tests to verify the correct execution*

t 20 operating groups

no adjustments, only copying device replacement

Rapid and precise set up during machine changeover with the interchangeable horizontal copying device coupled with the multifunction tools (SCM exclusive system).

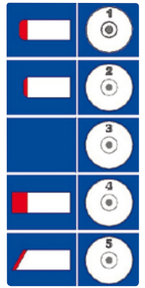

exact configuration for every type of machining

The two different interchangeable vertical copying devices, supplied as a standard feature, facilitate the working on straight and shaped panels assuring the **very best results.**

maximum performance as standard

The diamond multifunction tools, supplied as standard, provide a high quality finish and easy set up as well as a very long working life.

finish quality with every type of material

due to the use of high frequency motors equipped with an inverter for the adjustment of the cutting speed.

high versatility thanks to the execution of tilted edges

The possibility to horizontally adjust the position of the upper trimmer allows the machining of tilted panels and to carry out a different edge profile on the upper and lower edges (an example: edge with an R2 radius on the upper edge and a straight edge on the lower one).

scm | service

WE'LL GO THE EXTRA MILE FOR YOU

CONTACT

SCM SERVICE
via Emilia 77 - 47921 Rimini - Italy
tel. +39 0541 700100
scmservice@scmgroup.com
www.scmwood.com

SCM SPAREPARTS
Via Emilia, 61 - 47921 - Rimini - Italy
tel. +39 0541 674111
spareparts@scmgroup.com
www.scmwood.com

My Scm

SCM OFFERS A FULL RANGE OF **HIGHLY SPECIALISED SERVICES** WITH A QUALITY AND RELIABILITY THAT STEM FROM 70 YEARS OF EXPERIENCE IN THE INDUSTRY.

From installation and production start-up to services and maintenance.
From training to the supply of specific original spare parts: **we provide solutions designed around you!**

SERVICE AND MAINTENANCE

- Remote support
- Scheduled maintenance contracts
- Warranty extension

TRAINING SERVICE

- Courses for machine operators
- Software and programming courses
- Training in production start-up

SPARE PARTS

- Recommended spare parts list
- E-shop
- Interactive spare-parts catalogues
- Repairs on electronic parts, glue tanks and electro-spindles

DIGITAL SERVICES

- Maestro Connect - IoT platform to be constantly connected with your machines
- Smartech - assistance with augmented reality
- My Scm portal - opening of service ticket and single point of access to the apps and Services tools

THE STRONGEST WOOD TECHNOLOGIES ARE IN OUR DNA

70 years history
3 main production sites in Italy
300.000 square metres of production space
20.000 machines manufactured per year
90% export

20 foreign branches
400 agents and dealers
500 support technicians
500 registered patents

In SCM's DNA also strength and solidity of a great Group. The SCM Group is a world leader, manufacturing industrial equipment and components for machining the widest range of materials.

SCM GROUP, A HIGHLY SKILLED TEAM EXPERT IN INDUSTRIAL MACHINES AND COMPONENTS

INDUSTRIAL MACHINERY

Stand-alone machines, integrated systems and services dedicated to processing a wide range of materials.

- scm — WOODWORKING TECHNOLOGIES
- Cms — TECHNOLOGIES FOR PROCESSING COMPOSITE MATERIALS, ALUMINIUM, PLASTIC, GLASS, STONE, METAL

INDUSTRIAL COMPONENTS

Technological components for the Group's machines and systems, for those of third-parties and the machinery industry.

- HITECO — SPINDLES AND TECHNOLOGICAL COMPONENTS
- es — ELECTRIC PANELS
- steelmec — METALWORK
- scmfonderie — CAST IRON

SCM. A HERITAGE OF SKILLS IN A UNIQUE BRAND

70 years of success gives SCM the centre stage in woodworking technology. This heritage results from bringing together the best know-how in machining and systems for wood-based manufacturing. SCM is present all over the world, brought to you by the widest distribution network in the industry.

scm woodworking technology | *is more*